





Extended Writing in Key Stage 1 and Two

5 presentation points

1. Write the date in long form
2. The LO must be clearly displayed
3. Success criteria is clearly displayed
4. Only write on the **left hand page**
5. The adult marks in **red** pen

Success criteria:

The colour on the success criteria provides feedback on learning:

-  criteria achieved
-  criteria not achieved



The same applies for self or peer assessments

Feedback marking:

Feedback is given in a number of forms:

- A conversation with the child
- A **positive comment** is always given at the end of the writing or on the success criteria
- A **next step** is always given at the end of the writing or on the success criteria

On the child's actual writing, the colour of highlight provides feedback for the child:

-  Well done - a key writing skill has been applied
-  Look again – a correction is required

A red box will be drawn indicating where to complete a correction. **These boxes should always be completed before beginning the next extended piece of writing.** Often, the child can complete this independently, although sometimes responses need to be scaffolded through written comments (eg. **better verb**, or **new spelling ri _ _ t**) or adult support.

The teacher will not ask for all spelling mistakes to be corrected. The amount and type of correction will depend on the individual child and professional judgement of the teacher.