

Drawing

	KS1	LKS2	UKS2
F O C U S	<p>Chn can press hard and softly</p> <p>Chn can explore different patterns</p> <p>Chn can draw simple figures with an increasing number of features (eyebrows, finger nails, etc)</p> <p>Chn can draw from observation</p> <p>Chn can make sensible colour choices</p> <p>Chn can hold the pencil in different ways (e.g. at an angle for shading)</p>	<p>Chn can use different shading techniques</p> <p>Chn can begin to draw 3D objects; including shadow</p> <p>Chn should develop their skills in sketching quickly to make a record of something (on varying scales e.g. A3)</p> <p>Encourage more accurate drawings of people – particularly faces, looking closely at where features are</p> <p>Begin to add detail and texture to drawings</p>	<p>Use a variety of techniques to show the effect of light on objects and people</p> <p>Use a variety of techniques to interpret the texture of a surface (e.g. applying their knowledge of the different shading techniques)</p> <p>Produce increasingly accurate drawings of people; including whole figure drawings and detailed features (e.g. eyes, noses, mouths, etc)</p> <p>Introduce the concept of perspective</p> <p>Observe a range of different drawing styles and attempt to recreate them</p>
V O C A B	<p>Light, dark, shading, hard, soft, shadow, texture, smooth, rough</p>	<p>Light, dark, shading, hard, soft, shadow, texture, smooth, rough</p> <p>Hatching, Cross-Hatching, Tonal, contour, smudging, scribbling, stippling, tone, proportion</p>	<p>Light, dark, shading, hard, soft, shadow, texture, smooth, rough</p> <p>Hatching, Cross-Hatching, Tonal, contour, smudging, scribbling, stippling, tone, proportion</p> <p>Perspective</p>
M E D I U M	<p>pencil, crayon, pen</p>	<p>pencil, crayon, chalk, pen, brushes, chalk, charcoal, artist pencils (H&B)</p>	<p><i>pencil, crayon, chalk, pen, brushes, chalk, charcoal, artist pencils (H&B), artist pens, 3D wooden figurines</i></p>

Chn should also ...

- have opportunities to look and talk about the work of other artists
- use sketchbooks to explore, experiment and develop their own ideas
- have a chance to evaluate and develop their work

KS1



Pablo Picasso



Joan Miro




Arnulf Rainer



Georg Baselitz



Victor Brauner



Richard Deacon



Paul Klee

LKS2



Quentin Blake



Henri Gaudier-Brzeska



Matt Groening



Frank Auerbach



Sir Eduardo Paolozzi



AR Penck



Georg Baselitz



David Bomberg



Bridget Riley

UKS2



MC Escher



Rebekka Ivacson



Roy Lichtenstein



Henry Moore



Chris Riddell



Jamie Hewlett

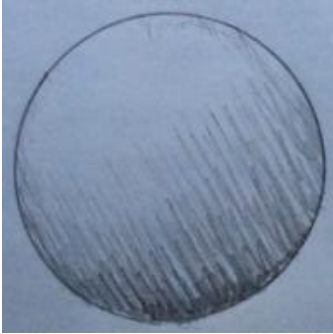


Jean-Michel Basquiat

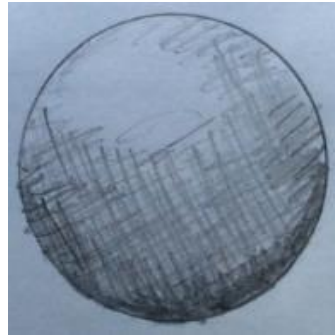


Amanda Kavanagh

Shading Techniques



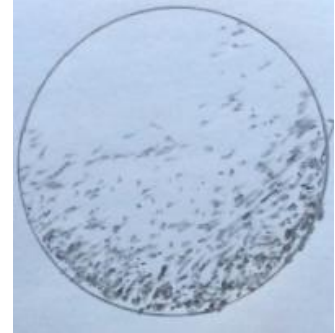
Hatching



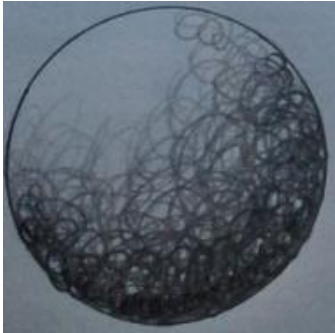
Cross Hatching



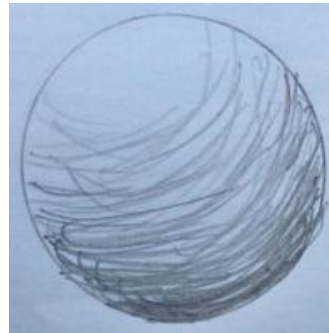
Tonal




Stippling




Scribbling



Contour



Smudging



Cy Twombly

Uses scrawls and scribbles to recall the freedom of expression of a child's drawing.